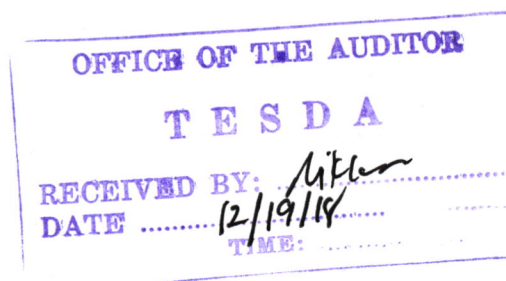


Technical Education and Skills Development Authority
East Service Road, South Super Highway, Taguig City

Aging of Cash Advances
As of November 30, 2018




Name of Employee	Balance	Amount Due						Remarks
		30 days or less	31-90 days	91-365 days	over 1 year to 2 years	over 2 year to 3 years	3 years and above	
ADVANCES TO OFFICERS & EMPLOYEES								
Local Travel								
IMELDA T ONG	1,400.00	1,400.00	-	-	-	-	-	
TOTAL	1,400.00	1,400.00	-	-	-	-	-	
Foreign Travel								
MARIA DIANA C NAAG	608.00	608.00	-	-	-	-	-	
JUNJON SANTUYO	63,371.44	-	63,371.44	-	-	-	-	
RONALD M. STA ANA	5,012.26	-	-	5,012.26	-	-	-	STILL ON TRAVEL
CONRADO G BARES	63,371.44	-	63,371.44	-	-	-	-	
RODERICK PAUL T BENTILLO	63,371.44	-	63,371.44	-	-	-	-	
RACHELREILYNE S SAENZ	66,386.62	66,386.62	-	-	-	-	-	
TONI JUNE TAMAYO	63,371.44	-	63,371.44	-	-	-	-	
ANGELINA M CARREON	6,472.20	-	6,472.20	-	-	-	-	
MARIA SUSAN P DELA RAMA	66,386.62	66,386.62	-	-	-	-	-	
DONNABELLE F SOLLESTA	66,386.62	66,386.62	-	-	-	-	-	
MA. THERESA P PALMAIRA	66,386.62	66,386.62	-	-	-	-	-	
ELMER K TALAVERA	47,872.88	47,872.88	-	-	-	-	-	
GASPAR S. GAYONA	16,728.52	16,728.52	-	-	-	-	-	
TOTAL	595,726.10	330,755.88	259,957.96	5,012.26	-	-	-	
TOTAL for Officers & Employees	597,126.10	332,155.88	259,957.96	5,012.26	-	-	-	
SPECIAL DISBURSING OFFICER								
Ronaldo P. Buenaventura (101)	900,300.00	296,000.00	340,000.00	264,300.00	-	-	-	
Cariza A Dacuma	302,000.00	302,000.00	-	-	-	-	-	
Ronaldo P. Buenaventura (TF)	830,662.00	-	830,662.00	-	-	-	-	
TOTAL for Special Disbursing Officer	2,032,962.00	598,000.00	1,170,662.00	264,300.00	-	-	-	
PAYROLL								
Ronaldo P. Buenaventura	85,050.00	85,050.00	-	-	-	-	-	
TOTAL for Payroll	85,050.00	85,050.00	-	-	-	-	-	
GRAND TOTAL	2,715,138.10	1,015,205.88	1,430,619.96	269,312.26	-	-	-	

Technical Education and Skills Development Authority
 East Service Road, South Super Highway, Taguig City


Aging of Cash Advances
 As of November 30, 2018

Name of Employee	Balance	Amount Due					Remarks	
		30 days or less	31-90 days	91-365 days	over 1 year to 2 years	over 2 year to 3 years		3 years and above

Prepared by:


GARRIEL M. SAUGON
 Accountant III
 Accounting Division-FMS

Certified Correct by:


EMELY Q. TESORO
 Chief Accountant
 Accounting Division-FMS

CASH ADVANCES MONITORING

As of November 30, 2018

A. CURRENT YEAR												
Fund	Account	Balance as of October 31, 2018	Adjustments on Previous Months		Adjusted Balance as of October 31,	Grants, November 2018	Total	Liquidations, November 2018	% of Liquidation	Ending Balance as of November 30,	No. of Demand Letters Sent	Remarks
			Grants	Liquidations								
101	Officers and Employees	369,534.58	-	-	369,534.58	333,075.88	702,610.46	105,484.36	15.01%	597,126.10		
101	Special Disbursing Officer	900,300.00	-	-	900,300.00	302,000.00	1,202,300.00	-	0.00%	1,202,300.00		
101	Payroll	318,941.71	-	-	318,941.71	103,805.00	422,746.71	337,696.71	79.88%	85,050.00		
SSP	Payroll	-	-	-	-	-	-	-	-	-		
SSP	Special Disbursing Officer	-	-	-	-	-	-	-	-	-		
TF	Special Disbursing Officer	873,136.00	-	-	873,136.00	-	873,136.00	42,474.00	4.86%	830,662.00		
Total		2,461,912.29	-	-	2,461,912.29	738,880.88	3,200,793.17	485,655.07	15.17%	2,715,138.10		

B. PRIOR YEARS												
Fund	Account	Balance as of October 31, 2018	Adjustments on Previous Months		Adjusted Balance as of October 31,	Grants, November 2018	Total	Liquidations, November 2018	% of Liquidation	Ending Balance as of November 30,	No. of Demand Letters Sent	Remarks
			Grants	Liquidations								
101	Officers and Employees	-	-	-	-	-	-	-	-	-		
101	Special Disbursing Officer	-	-	-	-	-	-	-	-	-		
101	Payroll	-	-	-	-	-	-	-	-	-		
Total		-	-	-	-	-	-	-	-	-		

C. GRAND TOTAL (CY and PY)		2,461,912.29	-	-	2,461,912.29	738,880.88	3,200,793.17	485,655.07	15.17%	2,715,138.10		
-----------------------------------	--	---------------------	----------	----------	---------------------	-------------------	---------------------	-------------------	---------------	---------------------	--	--

